


# KNOWLEXIM

MONTHLY DIGEST FROM GEXIM KNOWLEDGE CENTRE



Knowledge sharing  
Problem Solving  
Capacity Building



**MAIDEN  
EDITION**

# Table of Contents

- 03** The Knowledge and Exhibition Centre
- 04** Understanding the KC Interface
- 05** Agricultural Titbit  
Cocoa in focus
- 06** Food Security - Food Price Inflation
- 07** Outdooring the KNOWLEXIM Publication





# THE KNOWLEDGE & EXHIBITION CENTRE



## The Office

The Knowledge Centre is an Information cum Knowledge Hub of the organization that provides data and information that are relevant to, and seek to enhance the performance all departments and branches.

It is also an institutional repository of historical and contemporary information of Ghana Export – Import Bank. The information relates to financing of projects and their outputs, reports, data, scholarly and intellectual research relevant to the mandate of the Bank. The KC, initiated by the Chief Executive Officer, Lawrence Agyinsam, is modelled after that of India EXIM Bank, which is one of the leading Exim Banks in the world.

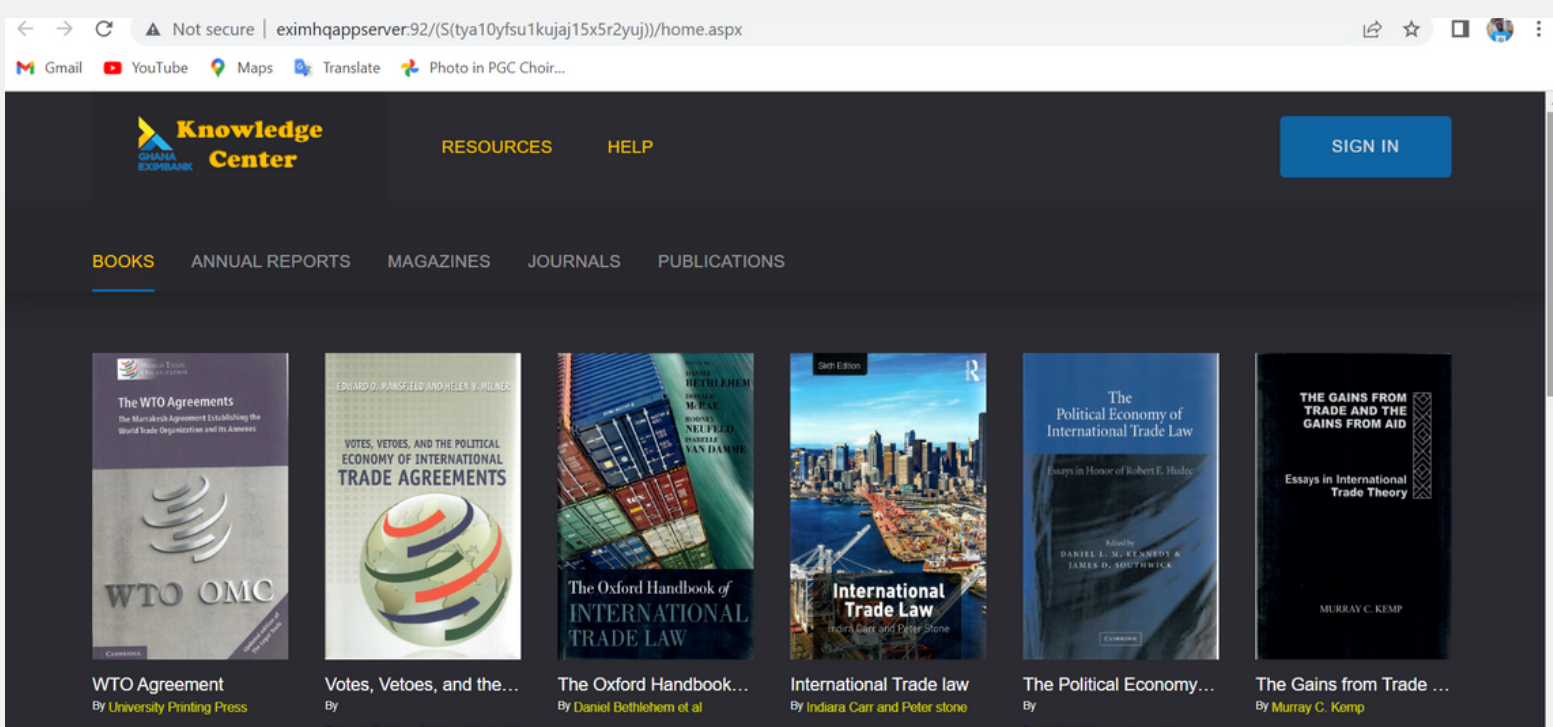
With current trends in information systems and management, spurred on by digital innovations in global finance; the creation of a more homogenous approach to information generation, acquisition, storage and

sharing/dissemination is necessary to the success of any financial institution; of which the GHANA EXIM BANK aspire to achieve.

Consequently, the imperative for the department is to combine both the physical use of a library structure and an electronic platform that will assist in the generation, collation, storage, retrieval and dissemination of relevant information and data for internal staff, exporters and importers, industry and market analysts, marketers, researchers, and others who might need to utilise the resources of the KC.

The resources available at the KC will provide and create an environment necessary for learning, information sharing and education, as well as shaping ideas and perspectives that are critical to the Bank's strategic goals.





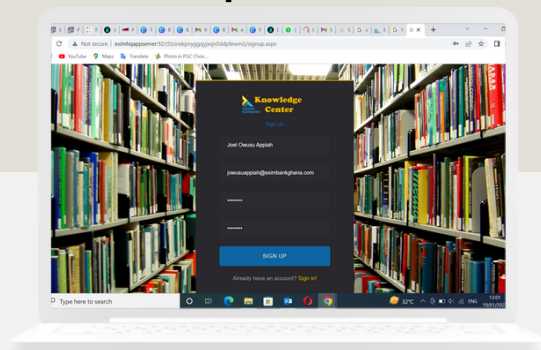
# The KC Online Interface 04

It has become necessary to introduce to the GEXIM Community on how to access the KC Online Interface where you can browse through **Books, Journals, Magazines, Publications, Annual Reports** and even **GEXIM Success Stories**.

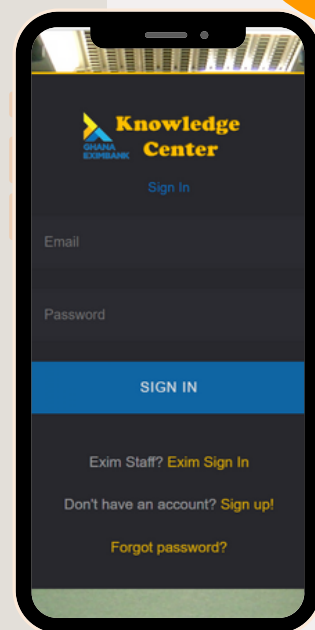
## How to sign up on the Portal

GEXIM staff can access the KC interface by using the GEXIM sign in credentials. All others must provide their email and password to register. New members will fill a process form which when completed a code would be generated for them. That code will be used to access the reading room.

## The Request item tab



This is where users can borrow any reading material upon request, and is provided with a reference number. The reference number will be used to collect item from the K in case he/she wants hard copy of it. Don't hesitate to search for the books you want.



## the Log In tab

All members can simply log in with their code (the code will be generated from Knowledge Centre).

## Track your Request

Kindly click on **my account** and check out for the books you requested on the portal. For any other info, you can communicate with officers in KC within the GEXIM working hours.





## Statistics & Facts (Cocoa in Focus)

### Total Agricultural land in Ghana from 2008 to 2020

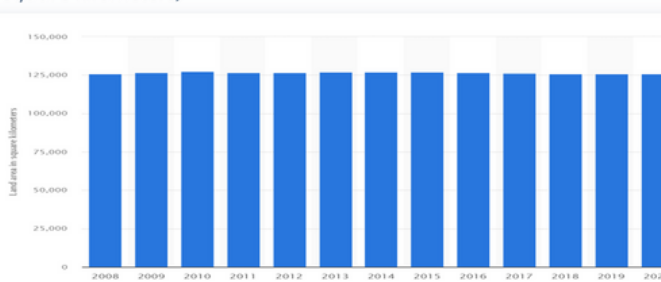
The Food and Agricultural Organization defines agricultural land as the share of land area that is arable, under permanent crops, and under permanent pastures, including temporary crops, temporary meadows for mowing or for pasture, land under market or kitchen gardens, and land temporarily fallow. Land abandoned as a result of shifting cultivation is excluded.

Figures are rounded.

The extent of agricultural land in Ghana reached roughly 126,000 square kilometres in 2020.

Over the examined period, the size of agricultural land in the country remained relatively stable, reaching a peak in 2010 at approximately 127.4 thousand square kilometres

Total agricultural land in Ghana from 2008 to 2020  
in square kilometers

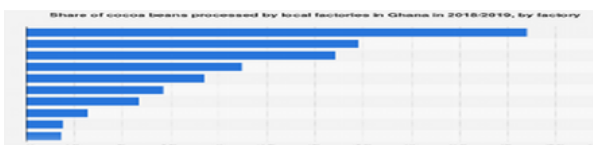


### Cocoa sector in Ghana

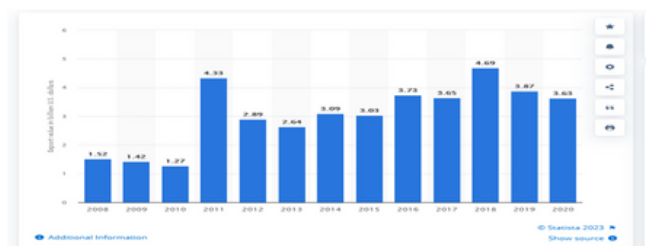
- Ghana has registered an annual minimum cocoa beans output of 700,000 metric tons since 2012.
- The 2020/2021 crop season recorded an estimated 1.1 million metric tons in cocoa beans production.
- Illegal mining is impacting over 81 percent of cocoa farms in the Eastern region.

### Cocoa sector's contribution to the economy

- In 2019, the Cocoa Processing Company Limited (CPC) accumulated around 28.4 million U.S. dollars in revenue from cocoa.
- COCOBOD registered over 9.7 billion Ghanaian cedis (GHS) from cocoa sales, which corresponded to approximately 1.3 million U.S. dollars in 2019.
- Cocoa sector was forecast to contribute over 3.4 billion GHS, around 454 million U.S. dollars, to Ghana's GDP in 2022. An annual growth rate of 12.1 percent.
- In general, crop production made the highest agricultural contributions to Ghana's GDP in 2020, compared to livestock, forestry, and fishing.



### Export value of agricultural products in Ghana from 2008 to 2020



- In 2020, agricultural products worth 3.63 billion U.S. dollars were exported from Ghana. In comparison to 2019, this represents a drop in the export value by roughly 240 million U.S. dollars.

### Trade in cocoa and cocoa products

- In 2020, registered close to 520,500 metric tons in cocoa exports that year.
- Consequently, a value of over two billion U.S. dollars was obtained from exports of the agricultural product. Cocoa liquor and natural cocoa butter were the main products traded with global partners.
- As of 2019, the European Union and Asia were the leading importers of Ghana's cocoa.
- In 2020, the country imported approximately 8.6 million U.S. dollars in chocolate products, while it exported the same in an amount reaching 1.2 million U.S. dollars.
- Overall, the price of cocoa in Ghana was set at 2.4 U.S. dollars per kilogram in 2021, and it is expected to increase to 2.6 U.S. dollars by 2025.

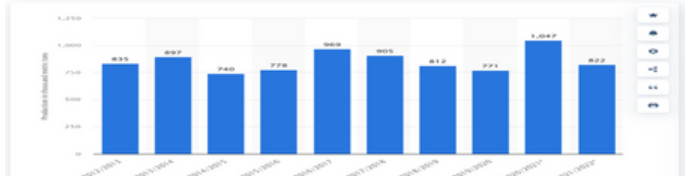
### Share of cocoa beans processed in Ghana 2018/19, by factory

- In the 2018/2019 crop year, Cargill Ghana Limited accounted for over 26 percent of the locally processed cocoa beans.
- Niche Cocoa Industries Limited represented 17.31 percent of the total.
- Barry Callebaut Limited, which processed slightly over 16 percent of the beans. Cocoa prices worldwide 2008-2021

### Production of cocoa beans in Ghana from 2012/13 to 2021/22

In 2020/2021, Ghana is estimated to have produced about 1,047 thousand metric tons of cocoa beans, the most ever produced by the country. This is expected to decrease again in 2021/2022 to about 822 thousand metric tons, however.

Production of cocoa beans in Ghana from 2012/13 to 2021/22  
(in 1,000 metric tons)



### Annual cocoa prices in Ghana 2021-2025

- 2021, the price of cocoa at 2.4 U.S. dollars per kilogram.
- 2.5 U.S. dollars per kilogram between 2022 and 2024.
- In 2025, it is expected that 2.6 U.S. dollars



### World Cocoa Prices from 2008-2021

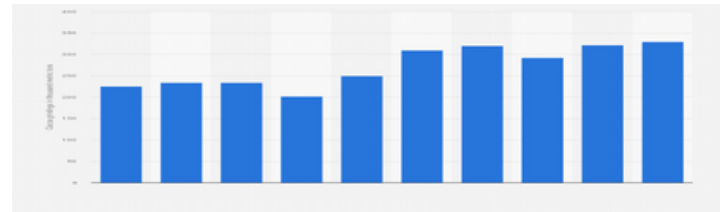
This statistic shows the worldwide cocoa price from 2008 to 2021 in U.S. dollars per metric kilogram. In the 2021, the price per kilogram of cocoa was 2.43 U.S. dollars.

World cocoa price from 2008 to 2021  
U.S. dollars per kilogram



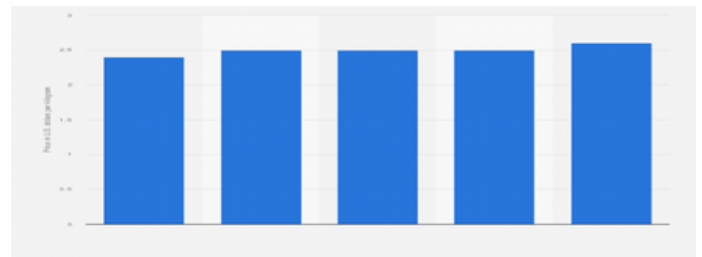
### Grindings of cocoa beans in Ghana 2012/2013-2021/2022

This statistic shows the grindings of cocoa beans in Ghana from 2012/2013 to 2020/2021 and provides a forecast for 2021/2022. In the 2016/2017 cocoa season, some 250 thousand metric tons of cocoa beans were ground in Ghana.



### Top producers of cocoa beans

- Although cocoa beans originate from South America, the majority of cocoa bean production is attributed to Africa.
- In 2019/2020, Africa's cocoa bean production amounted to around 3.5 million tons.
- On a country level, the top two producers of cocoa beans are Côte d'Ivoire and Ghana, with Côte d'Ivoire producing more than twice the volume of cocoa beans of Ghana.



source: Statista.com | photo credit: freepik.com

### FOOD SECURITY: These countries have been the hardest hit by food price inflation

#### Top Ten Countries Hit Hardest By Food Inflation (Nominal % YoY)

1. Zimbabwe	264%
2. Venezuela	158%
3. Lebanon	143%
4. Argentina	98%
5. Türkiye	70%
6. Suriname	61%
7. Ghana	61%
8. Sri Lanka	60%
9. Rwanda	57%
10. Haiti	49%



\*Information based on where food price inflation data are available

- The global cost-of-living crisis has left many countries facing double- and even triple-digit year-on-year food price inflation.
- Ghana is among the 10 countries hardest hit by food inflation.
- Zimbabwe has seen the prices of food increase by 285%, the hardest-hit of any nation.
- The World Bank has announced a \$30 billion support package aimed at boosting food and nutrition security, reducing risks and strengthening food systems.
- The World Economic Forum's latest Chief Economists Outlook says the cost-of-living and energy crises could ease by the end of 2023.

Source: February, 2023 - World Economic forum | Image: World Bank



# Outdooring the KNOWLEXIM Publication

07

To ensure that staff are abreast with resources available at the Knowledge Centre, a monthly news digest known as **KNOWLEXIM**, carved from the word "**Knowledge**" which depicts the department and "**EXIM**" will be sent to staff.

Currently, KC since its commencement had 557 relevant downloads of resource materials which comprises Financial Statements, Annual Reports and Publications of sectors such as;

- Agricultural sector
- Pharmaceutical sector
- Energy/Oil & Gas sector
- Banking/Finance sector
- Trade and Economics
- WTO reports

Soft data Reports breakdown are as follows;

- 225 publications on Trade, Economy and Development;
- 73 publications on Food & Agriculture.
- 4 publications on International Trade.
- 29 Institutional Annual reports
- 226 Commercial banks

These documents have been categorized with links attached, so with just a click on the Hypertext Transfer Protocol Secure (<https://>), it directs you to the pdf reports

